

Scaled data based on original data using
LM-79-08 Approved Method: Electrical and Photometric Measurements of Solid-
State Lighting Products

Test Report Prepared for
Cooper Lighting Solutions
(formerly Eaton)

Brand: McGRAW-EDISON

Report Number: P200335

Luminaire Tested: **GWC-AF-01-LED-E1-T2-7050**

Issue Date: 3/3/2020

Test Information

Test Method: LM-79-08
Report Number: P200335
TEST IS SCALED FROM IESNA LM-79-08 TEST DATA (P24139)
Test Lab: INNOVATION CENTER P2
Issue Date: 3/3/2020
Manufacturer: COOPER LIGHTING SOLUTIONS (FORMERLY EATON)
Product Line: MCGRAW-EDISON
Catalog Number: GWC-AF-01-LED-E1-T2-7050
Description: GALLEON WALL LUMINAIRE
(1) 70 CRI, 5000K, 1050mA LIGHTSQUARE WITH 16 LEDS EACH AND TYPE II OPTICS
Light Source: -
Ballast/Driver: ELECTRONIC DRIVER

Summary

Lumens per Lamp: N/A
Luminaire Lumens: 6238 lumens
Efficiency: N/A
Efficacy: 105.7 lumens/watt
Luminous Opening: Rectangular (W 0.5' x L: 0.5' x H: 0')
IES Classification: Type II - Medium - Full Cutoff
BUG Rating: B1 - U0 - G2

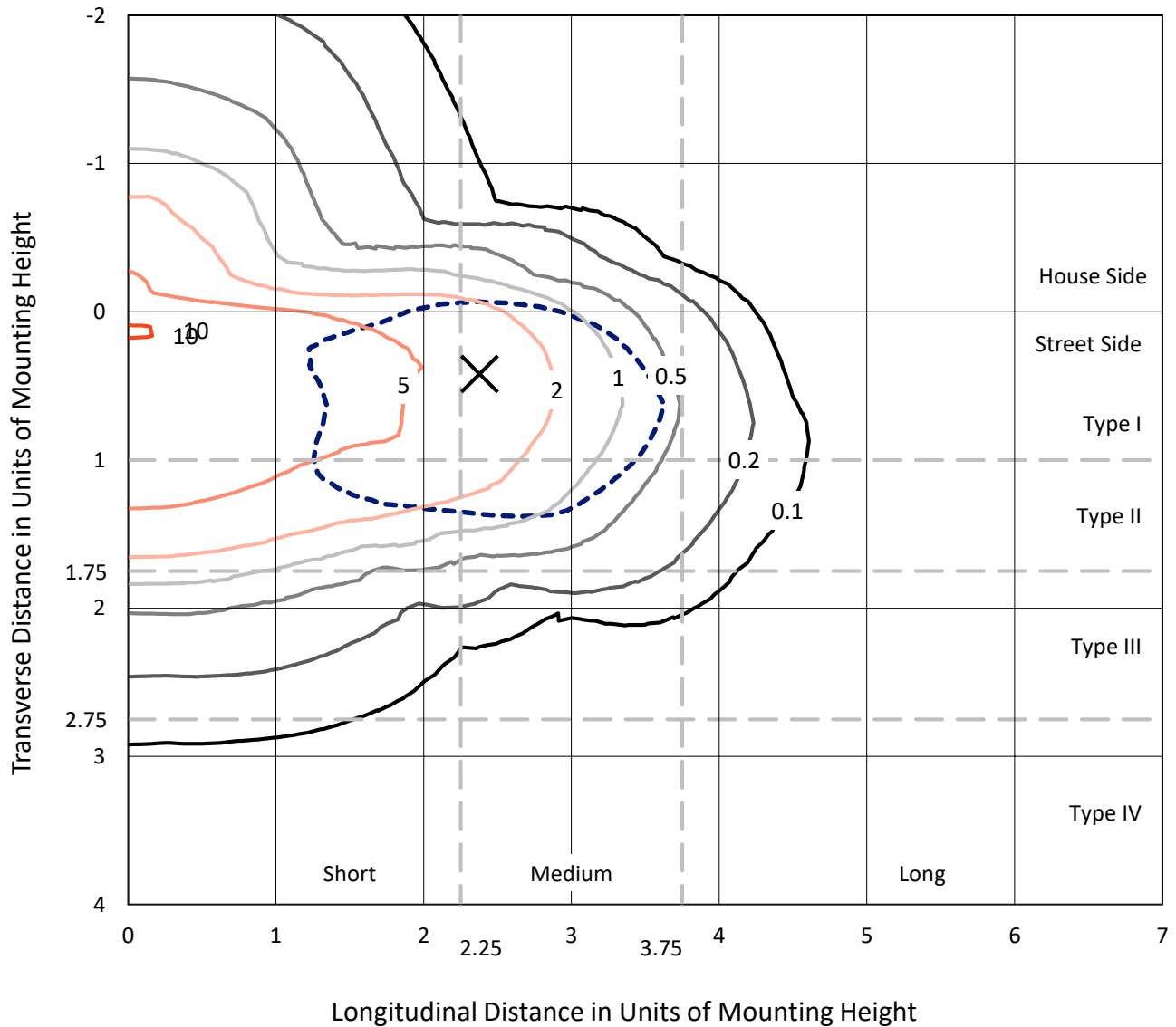
Input Watts (W): 59
Input Voltage (V): NR
Input Current (Ain): NR
Voltage Rise (V): NR
Power Factor: NR
Total Harmonic Distortion (THDi): NR
Frequency (hertz): 60
Stabilization Time: NR
Operation Time: NR
Ambient Temperature (°C): NR
Test Distance: 25 FT



REPORT NUMBER: P200335
 CATALOG NUMBER: GWC-AF-01-LED-E1-T2-7050

Iso-Footcandle Lines of Horizontal Illumination

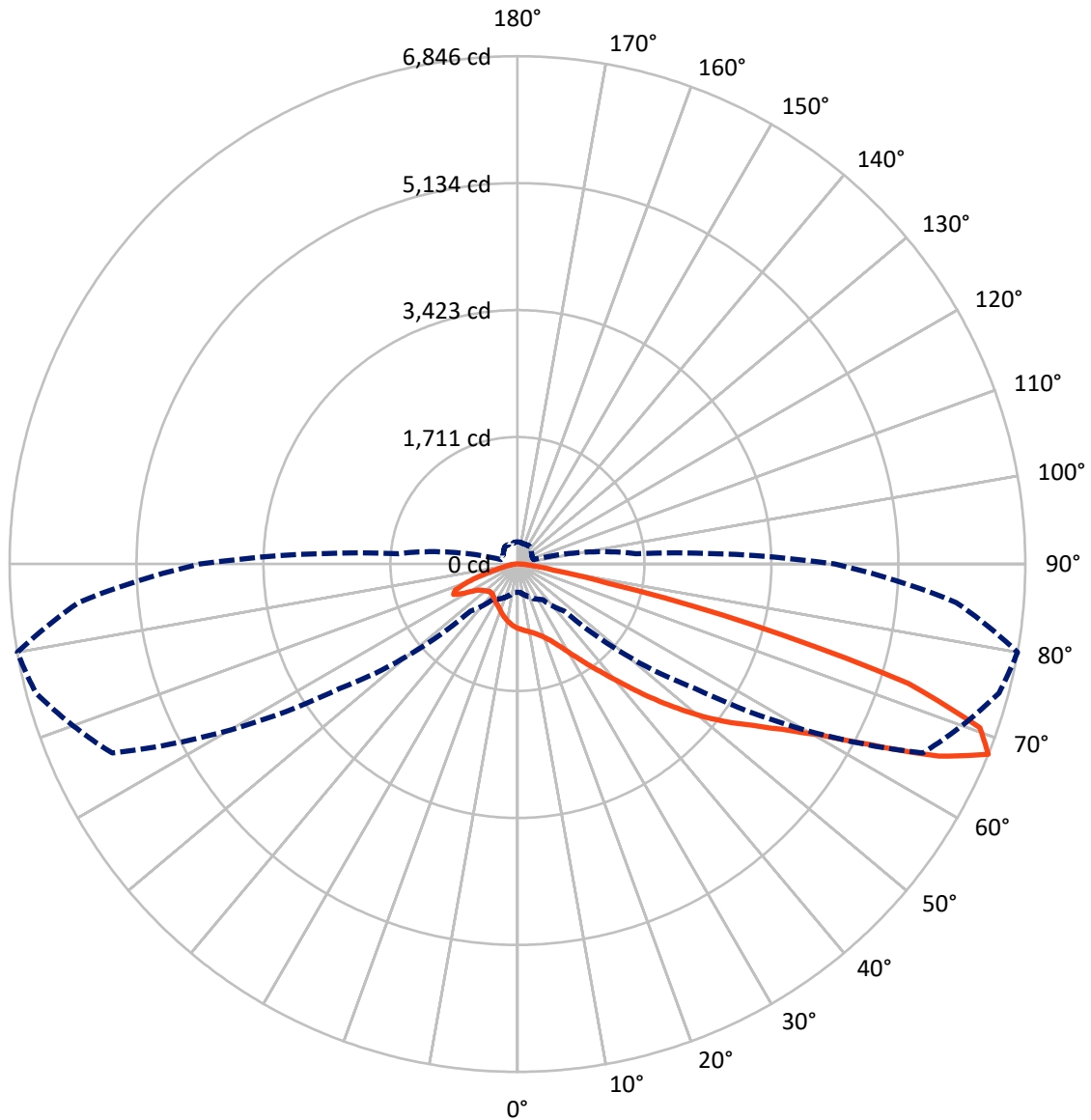
× Max cd
 - - - 1/2 Max cd



Based on 10 foot mounting height. Maximum calculated value = 10.5 fc
 Type II - Medium - Full Cutoff

REPORT NUMBER: P200335
CATALOG NUMBER: GWC-AF-01-LED-E1-T2-7050

Luminous Intensity Polar Plot



— Vertical Plane Through 80-Deg Lateral - - - Horizontal Cone Through 67.5-Deg Vertical

REPORT NUMBER: P200335

CATALOG NUMBER: GWC-AF-01-LED-E1-T2-7050

FLUX DISTRIBUTION:

		Downward	Upward	Total
House Side	Lumens	1148.8	0.0	1148.8
	% Fixture	18.4	0.0	18.4
Street Side	Lumens	5089.2	0.0	5089.2
	% Fixture	81.6	0.0	81.6
Total	Lumens	6238.0	0.0	6238.0
	% Fixture	100.0	0.0	100.0

Coefficient of Utilization

ZONAL LUMENS:

Zone	Lumens	% Fixture
0°-10°	79.9	1.3
10°-20°	230.3	3.7
20°-30°	381.2	6.1
30°-40°	623.5	10.0
40°-50°	1006.7	16.1
50°-60°	1453.4	23.3
60°-70°	1604.0	25.7
70°-80°	739.3	11.9
80°-90°	119.6	1.9
90°-100°	0.0	0.0
100°-110°	0.0	0.0
110°-120°	0.0	0.0
120°-130°	0.0	0.0
130°-140°	0.0	0.0
140°-150°	0.0	0.0
150°-160°	0.0	0.0
160°-170°	0.0	0.0
170°-180°	0.0	0.0
0°-90°	6238.0	100.0
0°-180°	6238.0	100.0



REPORT NUMBER: P200335

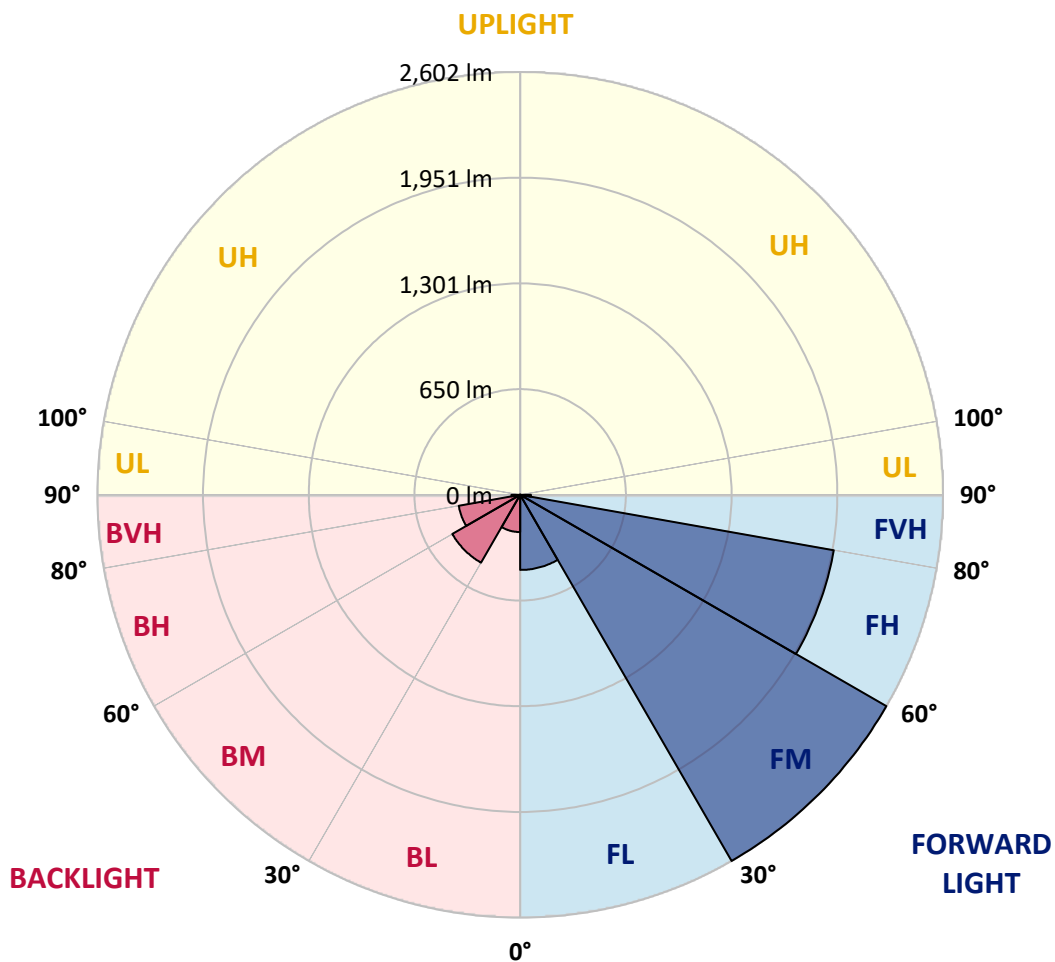
CATALOG NUMBER: GWC-AF-01-LED-E1-T2-7050

LUMINAIRE CLASSIFICATION SYSTEM LUMEN TABLE AND BUG RATING:

Zone	Lumens	% Fixture	Zone Rating/Lumen Limit		
			B	U	G
FL (0°-30°)	462.2	7.4			
FM (30°-60°)	2601.7	41.7			
FH (60°-80°)	1959.5	31.4			G2/5000
FVH (80°-90°)	65.7	1.1			G1/100
BL (0°-30°)	229.2	3.7	B1/500		
BM (30°-60°)	482.0	7.7	B1/1000		
BH (60°-80°)	383.8	6.2	B1/500		G1/500
BVH (80°-90°)	53.8	0.9			G1/100
UL (90°-100°)	0.0	0.0		U0/0	
UH (100°-180°)	0.0	0.0		U0/0	

BUG Rating: B1-U0-G2

Type II Medium





REPORT NUMBER: P200335
 CATALOG NUMBER: GWC-AF-01-LED-E1-T2-7050

CANDELA DISTRIBUTION (FULL):

	0°	5°	15°	25°	35°	45°	55°	65°	75°	80°	85°
0°	866.6	866.6	866.6	866.6	866.6	866.6	866.6	866.6	866.6	866.6	866.6
2.5°	948.0	942.5	943.4	941.9	937.3	929.3	920.7	905.0	888.8	880.2	873.4
5°	1027.3	1025.7	1023.6	1018.7	1007.0	990.4	969.8	942.2	912.4	896.7	881.7
7.5°	1086.5	1085.6	1082.8	1079.8	1068.4	1048.4	1017.4	978.1	934.8	913.3	890.0
10°	1091.4	1093.0	1095.1	1103.4	1105.0	1094.2	1062.6	1015.0	958.2	930.5	900.7
12.5°	1049.7	1053.1	1061.3	1082.5	1105.0	1118.2	1101.9	1053.7	985.5	952.0	914.2
15°	994.4	996.2	1006.4	1035.5	1075.8	1116.6	1132.0	1096.4	1020.8	979.7	934.5
17.5°	970.7	971.7	978.7	998.1	1035.5	1093.9	1148.9	1142.7	1064.1	1014.0	959.4
20°	958.8	960.9	971.1	990.1	1013.7	1064.7	1151.3	1192.8	1115.7	1057.0	990.7
22.5°	992.9	991.9	995.6	1005.1	1025.1	1055.8	1149.5	1244.4	1181.4	1112.3	1031.6
25°	1072.4	1075.8	1069.3	1058.6	1065.0	1086.5	1159.3	1300.3	1263.7	1183.3	1085.0
27.5°	1185.7	1182.3	1172.8	1147.6	1134.4	1143.6	1191.9	1360.5	1366.0	1276.6	1155.6
30°	1298.7	1296.0	1286.8	1256.0	1229.0	1221.3	1255.1	1429.6	1487.9	1388.7	1242.2
32.5°	1416.0	1413.0	1404.4	1373.7	1341.1	1323.3	1345.1	1509.4	1631.6	1522.6	1344.2
35°	1560.7	1554.9	1536.7	1494.0	1462.1	1448.3	1458.4	1609.8	1797.5	1681.1	1467.9
37.5°	1696.7	1705.6	1687.2	1628.3	1586.8	1581.9	1593.2	1732.4	1976.2	1858.3	1610.1
40°	1833.4	1834.9	1818.3	1770.1	1727.4	1719.5	1748.0	1881.0	2187.2	2070.2	1783.0
42.5°	1974.7	1977.7	1949.8	1905.3	1873.9	1875.5	1908.0	2055.1	2429.2	2319.8	1982.0
45°	2142.0	2146.6	2115.9	2057.6	2029.0	2086.4	2072.9	2250.4	2694.5	2603.6	2210.5
47.5°	2317.1	2324.1	2300.8	2246.1	2210.5	2289.4	2237.8	2466.9	2980.1	2907.9	2461.4
50°	2412.6	2422.7	2445.4	2441.5	2433.8	2420.6	2421.8	2699.1	3274.6	3224.9	2719.4
52.5°	2361.3	2361.0	2443.9	2544.6	2652.1	2660.1	2646.0	2943.9	3549.8	3534.7	2962.3
55°	2126.7	2142.6	2268.2	2463.3	2756.8	2940.2	2982.0	3224.3	3820.0	3837.5	3208.9
57.5°	1736.0	1749.2	1918.8	2190.6	2615.6	3106.6	3459.8	3631.8	4122.2	4203.9	3537.2
60°	1177.4	1193.4	1373.0	1699.5	2235.4	3013.9	3914.6	4359.0	4484.0	4669.8	3997.8
62.5°	691.9	706.3	852.8	1072.1	1573.9	2583.0	4114.2	5393.6	5058.6	5372.7	4700.5
65°	476.3	486.1	557.4	667.3	904.4	1739.7	3866.7	6107.9	5942.7	6243.7	5515.2
67.5°	383.3	382.0	438.5	513.5	582.3	897.0	2923.9	6027.2	6720.3	6845.9	5938.1
70°	315.7	314.5	352.9	414.9	465.3	505.2	1592.6	5086.2	6561.8	6612.8	5548.7
72.5°	264.1	265.3	289.9	336.0	381.7	380.5	699.9	3578.0	5162.1	5514.6	4423.2
75°	223.0	223.6	239.8	272.4	309.9	306.5	379.6	1938.4	3000.7	3246.1	2451.9
77.5°	189.8	190.4	200.8	219.0	245.7	244.5	277.0	837.5	1251.7	1236.4	838.7
80°	169.2	169.2	174.1	177.5	192.2	186.7	205.5	402.3	529.1	488.6	334.7
82.5°	132.7	133.3	163.4	162.1	151.4	144.3	144.3	237.1	280.4	259.2	195.9
85°	74.6	74.3	105.3	127.1	133.3	101.7	100.7	132.7	152.6	134.5	94.9
87.5°	31.9	32.6	48.8	56.5	75.5	63.3	62.3	68.5	77.7	67.3	43.9
90°	0.0	0.0	0.0	0.0	0.0	0.0	0.0	0.0	0.0	0.0	0.0



REPORT NUMBER: P200335
 CATALOG NUMBER: GWC-AF-01-LED-E1-T2-7050

CANDELA DISTRIBUTION (continued):

	90°	95°	105°	115°	125°	135°	145°	155°	165°	175°	180°
0°	866.6	866.6	866.6	866.6	866.6	866.6	866.6	866.6	866.6	866.6	866.6
2.5°	866.9	859.0	841.5	819.7	800.0	787.1	775.4	758.5	759.5	747.8	739.2
5°	866.3	849.7	809.2	761.0	714.6	681.2	656.0	633.2	627.7	617.0	610.5
7.5°	866.9	839.9	771.7	694.7	637.2	594.9	573.4	561.4	558.6	554.9	555.2
10°	869.1	831.0	730.6	632.6	572.4	544.5	539.3	543.0	547.3	548.5	548.8
12.5°	874.0	823.0	685.4	577.4	531.9	523.3	532.2	544.8	553.1	557.1	556.8
15°	885.1	816.9	642.1	534.0	509.5	514.1	530.7	548.5	560.5	566.0	566.3
17.5°	897.0	808.0	597.6	500.9	492.9	504.6	525.1	546.0	560.8	566.9	568.1
20°	912.7	796.9	550.9	476.0	477.2	490.4	509.8	530.7	546.9	552.2	554.6
22.5°	933.3	785.0	510.1	455.7	459.4	469.6	484.6	502.7	516.9	519.3	521.5
25°	960.9	772.1	477.5	437.3	438.8	444.7	454.8	465.6	475.4	472.6	474.8
27.5°	998.1	761.0	453.3	420.4	417.7	418.9	424.1	427.5	432.7	425.0	425.9
30°	1041.7	749.0	434.5	405.7	398.0	395.9	397.1	398.9	402.9	392.5	390.9
32.5°	1092.4	734.6	417.0	392.8	382.0	377.7	378.3	383.3	398.6	392.2	388.8
35°	1151.3	718.3	398.6	378.7	371.3	365.1	364.5	379.9	425.6	421.6	418.6
37.5°	1220.4	702.0	380.2	362.7	363.3	356.5	354.4	371.9	430.9	415.2	413.1
40°	1308.3	693.4	364.5	345.8	353.5	352.6	348.3	357.2	396.5	367.9	364.2
42.5°	1417.0	694.7	352.9	327.7	341.8	351.6	344.9	345.2	359.3	337.8	334.4
45°	1551.2	709.1	344.6	313.2	328.6	350.7	343.6	338.7	340.0	328.6	326.8
47.5°	1707.8	738.9	338.7	301.3	316.0	347.3	343.3	336.9	334.1	328.0	326.4
50°	1881.9	782.2	334.4	289.9	304.6	341.8	343.6	335.0	332.0	329.5	328.6
52.5°	2053.0	831.6	328.0	280.1	295.7	335.0	344.6	333.2	329.8	328.0	327.1
55°	2243.7	893.4	318.2	271.8	288.4	326.4	344.6	330.4	326.8	327.1	326.8
57.5°	2501.3	993.2	306.5	264.7	279.5	316.0	338.7	327.4	322.8	323.1	323.4
60°	2903.9	1169.1	292.4	257.7	268.4	303.7	330.7	320.6	316.0	317.2	317.5
62.5°	3496.0	1427.4	273.9	247.2	256.7	290.5	319.7	312.0	307.4	310.5	310.5
65°	4111.5	1655.3	251.2	234.0	244.5	276.1	305.9	301.3	296.7	303.7	303.4
67.5°	4277.0	1604.3	228.5	219.6	232.2	260.1	289.3	286.8	284.4	296.7	296.0
70°	3799.5	1288.0	207.6	204.8	218.7	242.9	271.5	271.5	269.9	279.2	277.0
72.5°	2894.7	913.3	187.6	189.2	203.3	224.2	252.1	254.3	251.8	256.4	254.6
75°	1549.6	522.7	167.7	172.0	184.3	205.1	230.6	232.8	231.2	230.9	231.9
77.5°	515.0	255.5	146.8	153.6	164.3	185.5	208.2	211.6	207.9	207.3	207.0
80°	229.4	160.6	123.8	132.7	142.2	163.1	184.6	187.3	183.3	188.9	181.8
82.5°	147.4	105.6	99.2	109.0	118.2	140.7	160.9	161.5	157.9	183.3	156.3
85°	71.6	65.4	74.6	83.5	91.5	110.6	133.3	133.6	124.4	113.3	109.3
87.5°	35.6	38.1	49.8	57.7	61.7	75.9	97.0	95.2	91.2	82.9	76.5
90°	0.0	0.0	0.0	0.0	0.0	0.0	0.0	0.0	0.0	0.0	0.0

(END OF REPORT)